

Antisocial Personality Disorder & Substance Use Disorder

Association Patterns of Antisocial Personality Disorder across Substance Use Disorders

Aislinn Low,^{1,2} Brendan Stiltner,^{1,2} Yaira Z. Nunez,^{1,2} Keyrun Adhikari,^{1,2} Joseph D. Deak,^{1,2}, Robert H. Pietrzak,^{1,3} Henry R. Kranzler,^{4,5} Joel Gelernter,^{1,2} Renato Polimanti^{1,2,6}

¹Department of Psychiatry, Yale University School of Medicine, New Haven, CT, USA

²VA Connecticut Healthcare System, West Haven, CT, USA

³U.S. Department of Veterans Affairs National Center for Posttraumatic Stress Disorder, VA Connecticut Healthcare System, West Haven, CT, USA

⁴Department of Psychiatry, University of Pennsylvania Perelman School of Medicine, Philadelphia, PA, USA

⁵Mental Illness Research, Education, and Clinical Center, Crescenz Veterans Affairs Medical Center, Philadelphia, PA, USA

⁶Wu Tsai Institute, Yale University, New Haven, CT, USA

CORRESPONDENCE: Renato Polimanti, PhD. Department of Psychiatry, Yale University School of Medicine. 60 Temple, Suite 7A, New Haven, CT 06511, USA. Phone: +1 (203) 737-6391. E-mail: renato.polimanti@yale.edu

RUNNING TITLE: Antisocial Personality Disorder & Substance Use Disorder

Antisocial Personality Disorder & Substance Use Disorder

Abstract

There is a high prevalence of antisocial personality disorder (ASPD) in individuals affected by substance use disorders (SUD). However, there is limited information on the specific patterns of association of ASPD with SUD severity and specific SUD diagnostic criteria. We investigated the association of alcohol, cannabis, cocaine, opioid, and tobacco use disorders (AUD, CanUD, CocUD, OUD, and TUD, respectively) in 1,660 individuals with ASPD and 6,640 controls matched by sex (24% female), age, and racial/ethnic background in a sample ascertained for addiction-related traits. Generalized linear regressions were used to test the association of ASPD with the five DSM-5 SUD diagnoses, their severity (i.e., mild, moderate, severe), and their individual diagnostic criteria. We found that ASPD is associated with the diagnosis and severity of AUD (Odds Ratio, ORs=1.89 and 1.25), CanUD (ORs=2.13 and 1.32), and TUD (ORs=1.50 and 1.21) ($p < .003$). Of the specific diagnostic criteria, the “hazardous use” criterion showed the strongest association with ASPD across the five SUDs investigated (from $OR_{TUD}=1.88$ to $OR_{CanUD}=1.37$). However, when criteria of different SUDs were included in the same model, ASPD was independently associated only with TUD “hazardous use” and CocUD “attempts to quit”. Attempting to quit cocaine was inversely related to the presence of ASPD and remained significant (OR=0.57, 95% confidence interval = 0.36-0.89) after controlling for interactive effects with sex. The current work provides novel insights into how different SUDs, their severity, and their diagnostic criteria associate with ASPD, potentially furthering our understanding of the impact of polysubstance addiction on mental health.

Antisocial Personality Disorder & Substance Use Disorder

INTRODUCTION

Antisocial personality disorder (ASPD) is a psychiatric disorder characterized by a tendency to be manipulative, impulsive, irritable, aggressive, and show a lack of remorse [1]. ASPD is highly comorbid with substance use disorders (SUDs) [1-4]. While nationally representative cohorts report prevalence rates of ASPD around 3.6%, several clinical samples of individuals who misuse substances show a prevalence between 23.5% and 81.4% [5-7]. The higher prevalence of ASPD in the presence of substance misuse supports research on the nature of this relationship and its potential implications for our understanding of the onset, severity, and treatment of both ASPD and SUDs.

Research aimed at understanding the relationship between ASPD and various SUDs has used a variety of experimental designs and sampling techniques. Grant and colleagues (2004) investigated the co-occurrence of alcohol and other drug use disorders (10 different combined drug classes) with seven of the 10 DSM-IV personality disorders in the 2001-2002 wave of the National Epidemiologic Survey on Alcohol and Related Conditions (NESARC; $N=43,093$). Participants in this sample with a current (i.e., past 12 month) alcohol use disorder or other SUD diagnosis were 4.8 and 11.8 times more likely to have an ASPD diagnosis, respectively. In line with this evidence, a study of participants seeking treatment from mental health or drug addiction centers in Spain found that ASPD was the only personality disorder measured that was more prevalent in participants with a lifetime diagnosis of any of the SUDs analyzed (alcohol, 76.5%; cocaine, 81.4%; opiates, 45.1%; cannabis, 67.6%; and sedatives, 23.5%) [6]. Lastly, a study of 200 participants from both inpatient and outpatient psychiatric treatment centers showed that an ASPD diagnosis was associated with a lifetime SUD (a variable that combined hallucinogens,

Antisocial Personality Disorder & Substance Use Disorder

opioids, sedatives, and polysubstance use) even after adjusting for other personality disorders [8].

Building on previous research on the comorbidity between ASPD and various SUD diagnoses, the current study expands our understanding of the complex ASPD-SUD relationship by analyzing the association of ASPD with individual and co-occurring SUDs, testing DSM-5 diagnoses, severity, and diagnostic criteria. Analyses were conducted in the Yale-Penn sample, which, because of its large sample size, deep phenotypic assessment, and purposeful recruitment for SUDs and controls resulting in enrichment for SUD cases, permitted us to investigate the comorbidity of ASPD across the SUD spectrum.

METHODS

Yale-Penn Cohort

The Yale-Penn cohort comprises participants recruited to investigate the molecular basis of substance use disorders and other comorbid conditions [9-13]. Yale-Penn participants completed the Semi-Structured Assessment for Drug Dependence and Alcoholism (i.e., SSADDA), a psychiatric research interview administered by trained lay interviewers [14, 15]. The SSADDA is composed of twenty-three sections that assess diagnostic criteria from which diagnoses of SUDs and ASPD can be made.

We investigated DSM-5 diagnoses and individual diagnostic criteria of alcohol use disorder (AUD), cannabis use disorder (CanUD), cocaine use disorder (CocUD), opioid use disorder (OUD), and tobacco use disorder (TUD). We chose to investigate DSM-5 SUDs because it enabled us to analyze the full spectrum of addiction-related behaviors without

Antisocial Personality Disorder & Substance Use Disorder

distinguishing between substance abuse and dependence as defined by DSM-IV. DSM-5 SUD criteria included: a) hazardous use, b) social problems due to use, c) neglected roles due to use, d) withdrawal, e) tolerance, f) using larger amounts, g) attempts to quit, h) much time spent using, i) physical problems due to use, j) activities given up due to use, and k) craving [1]. The severity of each SUD was estimated by summing the respective diagnostic criteria (coded as 1 = present and 0 = not present) and classifying each participant based on the DSM-5 definition for mild (i.e., 2-3 criteria present), moderate (i.e., 4-5 criteria present), and severe (i.e., 6 or more criteria present) SUD. Because the SSADDA was originally designed to collect information related to DSM-IV criteria for substance abuse and dependence, which did not include tobacco abuse, we could not derive the DSM-5 TUD criteria b and c. In contrast, we analyzed DSM-IV diagnoses for ASPD (diagnosed independent of substance-induced behaviors), major depressive disorder (MDD), generalized anxiety disorder (GAD), and posttraumatic stress disorder (PTSD) because the SSADDA, which was designed to assess DSM-IV diagnoses, does not allow translation to DSM-5 for these disorders. are only minor differences between DSM-IV and DSM-5 criteria for these mental illnesses. We also extracted data regarding sex, age, race/ethnicity, education, and household income.

Case-Control Matching

A total of 1,660 Yale-Penn participants received a lifetime ASPD diagnosis. To maximize the statistical power of the analysis and to control for the effect of demographic characteristics on ASPD-SUD associations, we matched ASPD cases with controls with no ASPD diagnosis on sex, age, and race/ethnicity. ASPD case-control matching was performed in R Statistical Software (v4.2.2) using the MatchIt package (v4.5.2) [16]. We estimated only a 2%-increase in the effective sample size after reaching a 1:7 case-control ratio (Supplemental Table

Antisocial Personality Disorder & Substance Use Disorder

1). Chi-square and t-test analyses were performed where appropriate on the matching criteria to confirm acceptable matching in the sample. Appropriate matching was observed at the 1:4 case-control ratio, which corresponded to 1,660 ASPD cases and 6,640 controls (Table 1).

Statistical Analysis

The association between ASPD and SUDs were tested using generalized linear regression, in which AUD, CanUD, CocUD, OUD, and TUD were considered in terms of diagnosis (case-control status), severity (mild, moderate, and severe), and individual diagnostic criteria. We included education, household income, age, sex, and race-ethnicity as covariates to account for residual effects of demographic characteristics. To control for the comorbidity of other common mental health disorders, we also included internalizing disorders (i.e., MDD, GAD, and PTSD) in the regression model. Variables related to different SUDs (i.e., AUD, CanUD, CocUD, OUD, and TUD) were also tested in a single omnibus model to account for polysubstance addiction. Bonferroni correction was applied to account for the multiple association tests performed.

RESULTS

Characteristics of ASPD Cases and Controls

As expected, based on matching on these characteristics, there were no statistically significant differences between ASPD cases and controls on sex, age, or race-ethnicity ($p > 0.6$; Table 1). The overall sample ($N = 8,300$) overrepresented males (>75%) to reflect the epidemiology of ASPD [17]. There were comparable proportions of African Americans (43%) and European Americans (40%), with Hispanics comprising <10% of the sample. ASPD cases reported lower household income and education level than controls ($p_s = 4.06 \times 10^{-16}$ and

Antisocial Personality Disorder & Substance Use Disorder

1.33×10^{-68} , respectively; Table 1). Overall, most of the sample had an annual household income $\leq \$9,999$ (47%) and reported high school as the highest degree completed (57%).

ASPD Association with SUD Diagnoses and Severity Measures

Most participants ($N = 8,300$; Supplemental Table 2) had a lifetime diagnosis of AUD (72%), TUD (70%), CocUD (64%), CanUD (51%), or OUD (39%). Controlling for sex, age, race-ethnicity, income, education, and the five SUDs, we observed ASPD-SUD associations that survived Bonferroni correction ($p < .003$; Supplemental Table 3) for AUD (OR=1.94, 95% CI=1.63-2.31), CanUD (OR=2.13, 95% CI=1.94-2.52), and TUD (OR=1.53, 95% CI=1.28-1.82). Among the covariates included in the model, sex was associated with ASPD ($p = 1.60 \times 10^{-5}$; Supplemental Table 3) despite the ASPD cases and controls being well matched on sex (Table 1). This suggests that there are sex differences related to the co-occurrence of ASPD and SUD. Thus, we included GAD, MDD, and PTSD diagnoses as additional covariates, which although not changing the ASPD-SUD associations, attenuated the association with sex (Supplemental Table 3). We chose to include internalizing disorders as covariates in the subsequent analyses to control for possible residual confounding factors. Testing the effect of SUD severity on the association with ASPD demonstrated a pattern similar to that found for the diagnosis-based analysis (Figure 1; Supplemental Table 4). However, SUD diagnoses were more strongly associated with ASPD than SUD severity measures (diagnosis vs. severity $\Delta p \leq 1.54 \times 10^{-4}$).

ASPD Associations with SUD Diagnostic Criteria

To test whether certain SUD features are associated with ASPD, we investigated individual diagnostic criteria for each of the five SUDs of interest. These models included SUD severity, demographic characteristics, socioeconomic factors, and internalizing disorders as

Antisocial Personality Disorder & Substance Use Disorder

covariates. Analyzing each SUD separately, we identified associations between ASPD and 12 substance-specific diagnostic criterion that survived Bonferroni correction ($p < .002$; Figure 2; Supplemental Tables 5-9). The “Hazardous Use” criterion was statistically significant across all SUDs investigated ($OR_{AUD} = 1.83$, $OR_{CanUD} = 1.37$, $OR_{CocUD} = 1.63$, $OR_{OUD} = 1.73$, and $OR_{TUD} = 1.88$, $p_s < .002$). Significant associations were seen for the “Social Problems” criterion in both AUD ($OR = 1.55$, $p = 4.99 \times 10^{-5}$) and CanUD ($OR = 1.28$, $p = 1.67 \times 10^{-3}$), the “Neglected Roles” criterion in both CanUD ($OR = 1.31$, $p = 1.86 \times 10^{-3}$) and CocUD ($OR = 1.35$, $p = 1.62 \times 10^{-3}$), the “Attempts to Quit” criterion in both AUD ($OR = .76$, $p = 9.30 \times 10^{-4}$) and CocUD ($OR = .57$, $p = 1.48 \times 10^{-5}$), and the “Physical Problems” criterion in TUD ($OR = 1.29$, $p = 6.16 \times 10^{-4}$).

To account for comorbidity across SUDs, we reanalyzed the significant diagnostic criteria in each SUD-specific model, entering them in a regression model together with the previously listed covariates (Supplemental Table 10). In this multi-SUD analysis, three SUD-related phenotypes survived Bonferroni correction ($p < 1.61 \times 10^{-3}$; Figure 3): CanUD severity ($OR = 1.17$, $p = 3.66 \times 10^{-5}$), CocUD “Attempts to Quit” ($OR = .64$, $p = 8 \times 10^{-4}$), and TUD “Hazardous Use” ($OR = 1.54$, $p = 7.38 \times 10^{-9}$). However, among the covariates included in the model, sex was associated with ASPD ($p = 1.15 \times 10^{-4}$; Supplemental Table 11) despite being matched between ASPD cases and controls (Table 1). To account for this residual effect of sex, we entered sex interaction terms in the model for the three SUD-related phenotypes (Supplemental Table 11). After accounting for sex interactions, only CocUD “Attempts to Quit” was still negatively associated with ASPD ($OR = .57$, 95% CI = 0.36-0.89, $p = .013$; Figure 3).

DISCUSSION

Antisocial Personality Disorder & Substance Use Disorder

We investigated associations of ASPD with a broad spectrum of SUD related outcomes. We did this by modeling ASPD in relation to SUD diagnostic status, both independently and simultaneously (i.e., all SUDs included in the same model), SUD severity thresholds, and individual substance-specific diagnostic criteria.

We found that diagnoses and severity measures of AUD, CanUD, CocUD, OUD, and TUD were positively associated with an ASPD diagnosis, although only the associations with AUD, CanUD, and TUD survived multiple testing correction. This may be due to the higher population prevalence of those three diagnoses than for CocUD and OUD [18]. The diagnosis-based associations are consistent with previous findings of SUDs being positively associated with ASPD [19, 20]. This association may arise from shared etiologies and predispositions between ASPD and SUDs, as well as other externalizing disorders [21]. One common feature linked to both ASPD and SUDs is behavioral disinhibition [21-23], which is loosely composed of sensation seeking, impulsivity, and aggressivity [24, 25]. AUD specifically has been linked to low harm avoidance, high novelty seeking, and low reward dependence, which are characteristics shared with ASPD [26-28]. It is reasonable to infer that these behaviors may extend beyond alcohol-related traits to include other substance-related traits consistent with our findings that ASPD is associated with drug use disorder diagnoses and measures of severity.

This is the first investigation of which we are aware that assesses the specific associations of ASPD with the individual diagnostic criteria used to diagnose SUDs. The criteria that survived multiple testing correction in the SUD-specific analyses (“Hazardous Use”, “Social Problems”, “Neglected Roles”, “Physical Problems”, and “Attempts to Quit”; Figure 2) align well with the impulsive, reckless, and irresponsible characteristics of ASPD. “Hazardous Use” has been linked to measures of disinhibition and antisocial behaviors [29, 30] and is the only

Antisocial Personality Disorder & Substance Use Disorder

criterion to associate across all the SUDs, indicating that individuals with co-occurring ASPD and SUD use substances in hazardous situations, regardless of the substance. This is consistent with the conceptualization of the “Hazardous Use” criterion as measuring general externalizing behavior independent of the substance itself and varying between demographic groups [31, 32]. Notably, the “Attempts to Quit” criterion was the only one that was negatively associated with ASPD, suggesting that the absence of ASPD, or decreased ASPD symptomology, allows individuals to make more attempts to terminate their substance use. However, there are different views on whether the presence of ASPD supports or hinders SUD treatment seeking behavior and abstinence [33-35]. Further, the different associations of ASPD with criteria for individual SUDs supports our decision to analyze each separately rather than creating a composite SUD variable for analysis.

While significant when tested individually, most associations related to SUD criteria were null when combined into a multi-SUD analysis of diagnostic criteria. This is likely due to the intercorrelation among diagnostic criteria across SUDs [36]. Sex was significantly associated with ASPD/SUD associations despite having controlled for sex differences in ASPD prevalence by matching cases and controls. The association with sex was attenuated when internalizing disorders were included as covariates in the regression analysis. ASPD [17, 37], SUDs [38, 39], and internalizing disorders (i.e., MDD, GAD, and PTSD) [40-42], and their respective comorbidities [43, 44] all have distinct sex distributions. Despite controlling for sex across ASPD cases and controls, the re-emergence of sex as a significant covariate in the regression analysis of multi-SUD, diagnostic criteria regression likely arose from symptom-level sex differences in SUD criteria that exceed those at the SUD diagnostic or severity level. The inclusion of sex-interaction terms in the analysis of significant SUD criteria (e.g., Sex-TUD

Antisocial Personality Disorder & Substance Use Disorder

Hazardous Use, Sex-CocUD Attempts to Quit, and Sex-CanUD Severity) controlled for these sex effects.

This study has several limitations. Despite providing a large, racially diverse sample of participants, recruitment of the Yale-Penn cohort targeted individuals with addiction phenotypes (and controls without these phenotypes). Thus, results from these analyses cannot be generalized to the general population or other cohorts with differing characteristics. However, they bring to light specific ASPD associations across the SUD spectrum and underscore the potential utility of conducting similar analyses in a nationally representative cohort for comparison. Secondly, although the goal of the present study was to identify ASPD associations across the SUD spectrum, the current design does not permit us to investigate the cause-effect relationships that may contribute to the associations observed. Thirdly, only DSM-IV criteria were available for ASPD, MDD, GAD, and PTSD. We do not anticipate any significant impact on the analyses from this as there were only minor differences between DSM-IV and DSM-5 for these disorders. Lastly, two DSM-5 criteria for TUD (i.e., “Social Problems” and “Neglected Roles”) are not available in the SSADDA data. Excluding these criteria could have led to an under-identification of individuals with TUD and misclassification of TUD severity. Additionally, it may directly impact the TUD-specific and SUD-combined criteria analyses as “Social Problems” and “Neglected Roles” were seen to be significantly associated with ASPD in multiple SUDs.

Future studies will be needed to replicate these findings in cohorts selected for characteristics other than substance use phenotypes, which would show how generalizable the current findings are. It may also be helpful to assess whether similar associations exist between SUDs and other externalizing disorders that comprise ASPD: namely conduct disorder [45] and adult antisocial behavior [46, 47]. These analyses could enhance our understanding of the extent

Antisocial Personality Disorder & Substance Use Disorder

to which these associations reflect overall deviance from cultural norms and mental health comorbidities of the population at large.

In conclusion, the comorbidity of ASPD and SUD is of significant theoretical and clinical interest. This study builds on previous work in this area by showing consistent associations between ASPD and SUD diagnoses and uncovering unique, substance-specific associations between ASPD and individual SUD diagnostic criteria. The present study expands our understanding of polysubstance addiction and co-occurring mental health disorders. Future work in other samples, particularly general population samples, is needed to confirm and extend these associations.

ACKNOWLEDGMENTS

The authors thank the research participants enrolled in the Yale-Penn cohort. This study was supported by the National Institutes of Health (R33 DA047527, R21 DC018098, RF1 MH132337, and T32 AA028259), One Mind, and the VISN 4 Mental Illness Research, Education and Clinical Center at the Crescenz VAMC. The Yale-Penn cohort was supported by multiple grants from the National Institutes of Health (RC2 DA028909, R01 DA12690, R01 DA12849, R01 DA18432, R01 AA11330, R01 AA017535). The funding sources had no role in the design of this study, its execution, analyses, interpretation of the data, and the decision to publish the results.

DECLARATION OF INTERESTS

RP received a research grant from Alkermes. RP and JG are paid for their editorial work on the journal *Complex Psychiatry*. JG and HRK are named as inventors on PCT patent application #15/878,640 entitled: “Genotype-guided dosing of opioid agonists,” filed January 24, 2018.

HRK is a member of advisory boards for Dicerna Pharmaceuticals, Sophrosyne Pharmaceuticals,

Antisocial Personality Disorder & Substance Use Disorder

and Enthion Pharmaceuticals; a consultant to Sophrosyne Pharmaceuticals; the recipient of research funding and medication supplies for an investigator-initiated study from Alkermes; a member of the American Society of Clinical Psychopharmacology's Alcohol Clinical Trials Initiative, which for the past three years was supported by Alkermes, Ethypharm, Lundbeck, Mitsubishi, Otsuka, and Pear Therapeutics, and is paid for his editorial work on the journal *Alcohol: Clinical and Experimental Research*. The other authors have no competing interests to report.

REFERENCES

1. American Psychiatric Association. (2013). *Diagnostic and Statistical Manual of Mental Disorders* (5 ed.).
2. Kelly TM, & Daley DC. Integrated treatment of substance use and psychiatric disorders. *Soc Work Public Health* 2013; 28(3-4): 388-406
3. Ross S, & Peselow E. Co-occurring psychotic and addictive disorders: neurobiology and diagnosis. *Clin Neuropharmacol* 2012; 35(5): 235-243
4. Witkiewitz K, King K, McMahon RJ, Wu J, Luk J, Bierman KL, *et al.* Evidence for a multi-dimensional latent structural model of externalizing disorders. *J Abnorm Child Psychol* 2013; 41(2): 223-237
5. Grant BF, Stinson FS, Dawson DA, Chou SP, Ruan WJ, & Pickering RP. Co-occurrence of 12-Month Alcohol and Drug Use Disorders and Personality Disorders in the United States: Results From the National Epidemiologic Survey on Alcohol and Related Conditions. *Archives of General Psychiatry* 2004; 61(4): 361-368

Antisocial Personality Disorder & Substance Use Disorder

6. Gonzalez E, Arias F, Szerman N, Vega P, Mesias B, & Basurte I. Coexistence between personality disorders and substance use disorder. Madrid study about prevalence of dual pathology. *Actas Esp Psiquiatr* 2019; 47(6): 218-228
7. Rounsaville BJ, Kranzler HR, Ball S, Tennen H, Poling J, & Triffleman E. Personality disorders in substance abusers: relation to substance use. *J Nerv Ment Dis* 1998; 186(2): 87-95
8. Skodol AE, Oldham JM, & Gallaher PE. Axis II comorbidity of substance use disorders among patients referred for treatment of personality disorders. *Am J Psychiatry* 1999; 156(5): 733-738
9. Gelernter J, Kranzler HR, Sherva R, Almasy L, Herman AI, Koesterer R, *et al.* Genome-wide association study of nicotine dependence in American populations: identification of novel risk loci in both African-Americans and European-Americans. *Biol Psychiatry* 2015; 77(5): 493-503
10. Gelernter J, Kranzler HR, Sherva R, Almasy L, Koesterer R, Smith AH, *et al.* Genome-wide association study of alcohol dependence: significant findings in African- and European-Americans including novel risk loci. *Mol Psychiatry* 2014; 19(1): 41-49
11. Gelernter J, Kranzler HR, Sherva R, Koesterer R, Almasy L, Zhao H, *et al.* Genome-wide association study of opioid dependence: multiple associations mapped to calcium and potassium pathways. *Biol Psychiatry* 2014; 76(1): 66-74
12. Gelernter J, Sherva R, Koesterer R, Almasy L, Zhao H, Kranzler HR, *et al.* Genome-wide association study of cocaine dependence and related traits: FAM53B identified as a risk gene. *Mol Psychiatry* 2014; 19(6): 717-723

Antisocial Personality Disorder & Substance Use Disorder

13. Kember RL, Hartwell EE, Xu H, Rotenberg J, Almasy L, Zhou H, *et al.* Phenome-wide Association Analysis of Substance Use Disorders in a Deeply Phenotyped Sample. *Biol Psychiatry* 2023; 93(6): 536-545
14. Pierucci-Lagha A, Gelernter J, Feinn R, Cubells JF, Pearson D, Pollastri A, *et al.* Diagnostic reliability of the Semi-structured Assessment for Drug Dependence and Alcoholism (SSADDA). *Drug Alcohol Depend* 2005; 80(3): 303-312
15. Pierucci-Lagha A, Gelernter J, Chan G, Arias A, Cubells JF, Farrer L, *et al.* Reliability of DSM-IV diagnostic criteria using the semi-structured assessment for drug dependence and alcoholism (SSADDA). *Drug Alcohol Depend* 2007; 91(1): 85-90
16. Ho DE, Imai K, King G, & Stuart EA. MatchIt: Nonparametric Preprocessing for Parametric Causal Inference. *Journal of Statistical Software* 2011; 42(8): 1 - 28
17. Schulte Holthausen B, & Habel U. Sex Differences in Personality Disorders. *Curr Psychiatry Rep* 2018; 20(12): 107
18. Shmulewitz D, Greene ER, & Hasin D. Commonalities and Differences Across Substance Use Disorders: Phenomenological and Epidemiological Aspects. *Alcohol Clin Exp Res* 2015; 39(10): 1878-1900
19. Compton WM, Conway KP, Stinson FS, Colliver JD, & Grant BF. Prevalence, correlates, and comorbidity of DSM-IV antisocial personality syndromes and alcohol and specific drug use disorders in the United States: results from the national epidemiologic survey on alcohol and related conditions. *J Clin Psychiatry* 2005; 66(6): 677-685
20. Stiltner B, Pietrzak RH, Tylee DS, Nunez YZ, Adhikari K, Kranzler HR, *et al.* Polysubstance addiction patterns among 7,989 individuals with cocaine use disorder. *iScience* 2023; 26(8): 107336

Antisocial Personality Disorder & Substance Use Disorder

21. Krueger RF. The structure of common mental disorders. *Arch Gen Psychiatry* 1999; 56(10): 921-926
22. Krueger RF, Markon KE, Patrick CJ, Benning SD, & Kramer MD. Linking antisocial behavior, substance use, and personality: an integrative quantitative model of the adult externalizing spectrum. *J Abnorm Psychol* 2007; 116(4): 645-666
23. Gorenstein EE, & Newman JP. Disinhibitory psychopathology: a new perspective and a model for research. *Psychol Rev* 1980; 87(3): 301-315
24. Tarter RE, Kirisci L, Mezzich A, Cornelius JR, Pajer K, Vanyukov M, *et al.* Neurobehavioral disinhibition in childhood predicts early age at onset of substance use disorder. *Am J Psychiatry* 2003; 160(6): 1078-1085
25. Hawkins JD, Catalano RF, & Miller JY. Risk and protective factors for alcohol and other drug problems in adolescence and early adulthood: implications for substance abuse prevention. *Psychol Bull* 1992; 112(1): 64-105
26. Cloninger CR. A systematic method for clinical description and classification of personality variants. A proposal. *Arch Gen Psychiatry* 1987; 44(6): 573-588
27. Cloninger CR. Neurogenetic adaptive mechanisms in alcoholism. *Science* 1987; 236(4800): 410-416
28. Cloninger CR, Sigvardsson S, & Bohman M. Type I and Type II Alcoholism: An Update. *Alcohol Health Res World* 1996; 20(1): 18-23
29. Mewton L, Teesson M, Slade T, & Cottler L. Psychometric performance of DSM-IV alcohol use disorders in young adulthood: evidence from an Australian general population sample. *J Stud Alcohol Drugs* 2011; 72(5): 811-822

Antisocial Personality Disorder & Substance Use Disorder

30. Martin CS, Chung T, & Langenbucher JW. How should we revise diagnostic criteria for substance use disorders in the DSM-V? *Journal of Abnormal Psychology* 2008; 117(3): 561-575
31. Martin CS, Sher KJ, & Chung T. Hazardous Use Should Not Be A Diagnostic Criterion For Substance Use Disorders in DSM-5. *Journal of Studies on Alcohol and Drugs* 2011; 72(4): 685 - 686
32. Watts AL, Watson D, Heath AC, & Sher KJ. Alcohol use disorder criteria exhibit different comorbidity patterns. *Addiction* 2023; 118(8): 1457-1468
33. Sargeant MN, Bornovalova MA, Trotman AJ, Fishman S, & Lejuez CW. Facets of impulsivity in the relationship between antisocial personality and abstinence. *Addict Behav* 2012; 37(3): 293-298
34. Pineiro B, del Rio EF, Lopez-Duran A, Martinez U, & Becona E. The association between probable personality disorders and smoking cessation and maintenance. *Addictive Behaviors* 2013; 38(8): 2369-2373
35. Cooperman NA, Lu SE, Richter KP, Bernstein SL, & Williams JM. Influence of Psychiatric and Personality Disorders on Smoking Cessation Among Individuals in Opiate Dependence Treatment. *J Dual Diagn* 2016; 12(2): 118-128
36. Hasin DS, O'Brien CP, Auriacombe M, Borges G, Bucholz K, Budney A, *et al.* DSM-5 criteria for substance use disorders: recommendations and rationale. *Am J Psychiatry* 2013; 170(8): 834-851
37. Alegria AA, Blanco C, Petry NM, Skodol AE, Liu SM, Grant B, *et al.* Sex differences in antisocial personality disorder: results from the National Epidemiological Survey on Alcohol and Related Conditions. *Personal Disord* 2013; 4(3): 214-222

Antisocial Personality Disorder & Substance Use Disorder

38. Caris L, Wagner FA, Rios-Bedoya CF, & Anthony JC. Opportunities to use drugs and stages of drug involvement outside the United States: Evidence from the Republic of Chile. *Drug Alcohol Depend* 2009; 102(1-3): 30-34
39. Delva J, Van Etten ML, Gonzalez GB, Cedenio MA, Penna M, Caris LH, *et al.* First opportunities to try drugs and the transition to first drug use: evidence from a national school survey in Panama. *Subst Use Misuse* 1999; 34(10): 1451-1467
40. Kendler KS, Gatz M, Gardner CO, & Pedersen NL. A Swedish national twin study of lifetime major depression. *Am J Psychiatry* 2006; 163(1): 109-114
41. Wittchen HU, Jacobi F, Rehm J, Gustavsson A, Svensson M, Jonsson B, *et al.* The size and burden of mental disorders and other disorders of the brain in Europe 2010. *Eur Neuropsychopharmacol* 2011; 21(9): 655-679
42. Kilpatrick DG, Resnick HS, Milanak ME, Miller MW, Keyes KM, & Friedman MJ. National estimates of exposure to traumatic events and PTSD prevalence using DSM-IV and DSM-5 criteria. *J Trauma Stress* 2013; 26(5): 537-547
43. Conway KP, Compton W, Stinson FS, & Grant BF. Lifetime comorbidity of DSM-IV mood and anxiety disorders and specific drug use disorders: results from the National Epidemiologic Survey on Alcohol and Related Conditions. *J Clin Psychiatry* 2006; 67(2): 247-257
44. Khan S, Okuda M, Hasin DS, Secades-Villa R, Keyes K, Lin KH, *et al.* Gender differences in lifetime alcohol dependence: results from the national epidemiologic survey on alcohol and related conditions. *Alcohol Clin Exp Res* 2013; 37(10): 1696-1705
45. Fairchild G, Hawes DJ, Frick PJ, Copeland WE, Odgers CL, Franke B, *et al.* Conduct disorder. *Nat Rev Dis Primers* 2019; 5(1): 43

Antisocial Personality Disorder & Substance Use Disorder

46. Mata AD, & van Dulmen MH. Adult-onset antisocial behavior trajectories: associations with adolescent family processes and emerging adulthood functioning. *J Interpers Violence* 2012; 27(1): 177-193
47. Gomez-Smith Z, & Piquero AR. An examination of adult onset offending. *Journal of Criminal Justice* 2005; 33(6): 515-525

Antisocial Personality Disorder & Substance Use Disorder

Table 1: Characteristics of ASPD cases and controls from Yale-Penn cohort. Controls were matched to cases for sex, age, and race-ethnicity.			
Characteristics	Cases (N = 1,660)	Controls (N = 6,640)	p
Sex, N (%)			
Male	1,256 (76)	5,044 (76)	.822
Female	404 (24)	1,596 (24)	
Age			
Years (SD)	38.23 (11)	38.30 (11)	.822
Race-Ethnicity, N (%)			
Native American	11 (1)	40 (1)	.609
Asian	3 (<1)	10 (<1)	
Pacific Islander	4 (<1)	11 (<1)	
African American, no Hispanic descent	681 (41)	2,859 (43)	
African American, Hispanic descent	54 (3)	185 (3)	
European-American, no Hispanic descent	657 (40)	2,641 (40)	
European-American, Hispanic descent	118 (7)	413 (6)	
Other	132 (8)	481 (7)	
Education Level, N (%)			
Less than High School	130 (8)	198 (3)	1.33×10^{-68}
High School	1,090 (66)	3,615 (54)	
Some College	357 (22)	1,782 (27)	
Bachelor's or Higher	83 (4)	1,045 (16)	
Annual Household Income, N (%)			
\$0 - \$9,999	890 (54)	2,974 (45)	4.06×10^{-16}
\$10,000 - \$19,999	320 (19)	1,163 (18)	
\$20,000 - \$29,999	169 (10)	776 (12)	
\$30,000 - \$39,999	109 (7)	497 (7)	
\$40,000 - \$49,999	67 (4)	326 (5)	
\$50,000 - \$74,999	59 (4)	436 (6)	
\$75,000 - \$99,999	20 (1)	208 (3)	
\$100,000 - \$149,999	18 (1)	178 (3)	
\$150,000+	8 (<1)	82 (1)	

Antisocial Personality Disorder & Substance Use Disorder

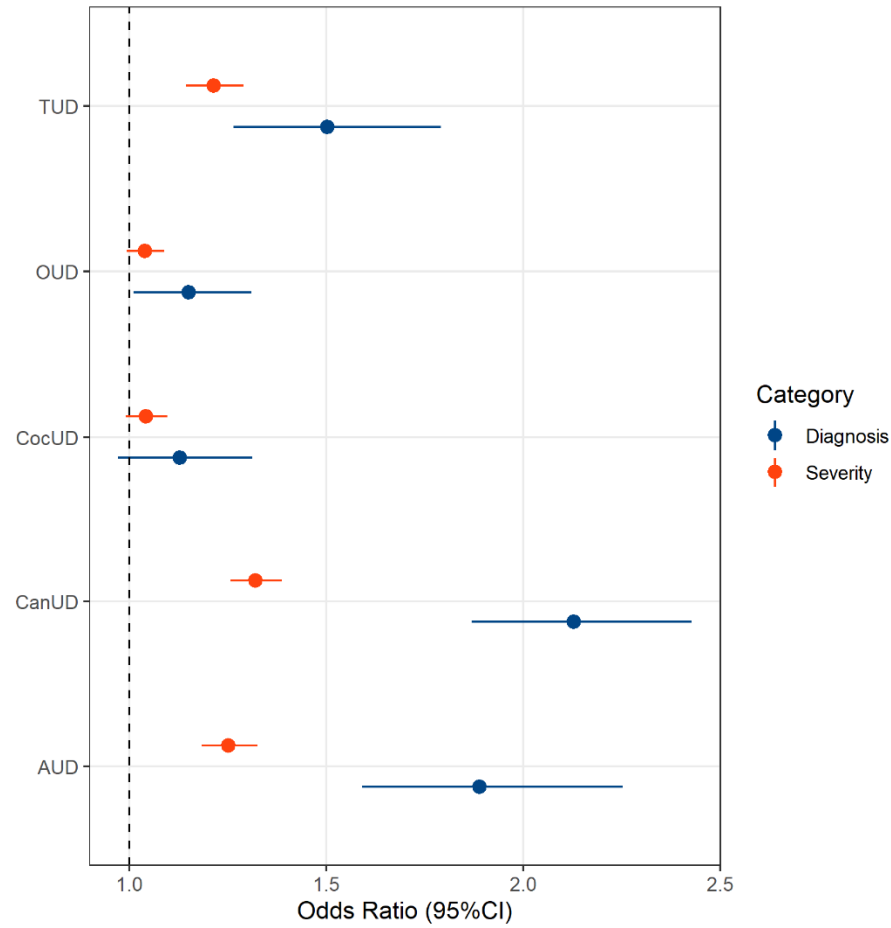


Fig. 1: Association of antisocial personality disorder with alcohol use disorder (AUD), cannabis use disorder (CanUD), cocaine use disorder (CocUD), opioid use disorder (OUD), and tobacco use disorder (TUD).

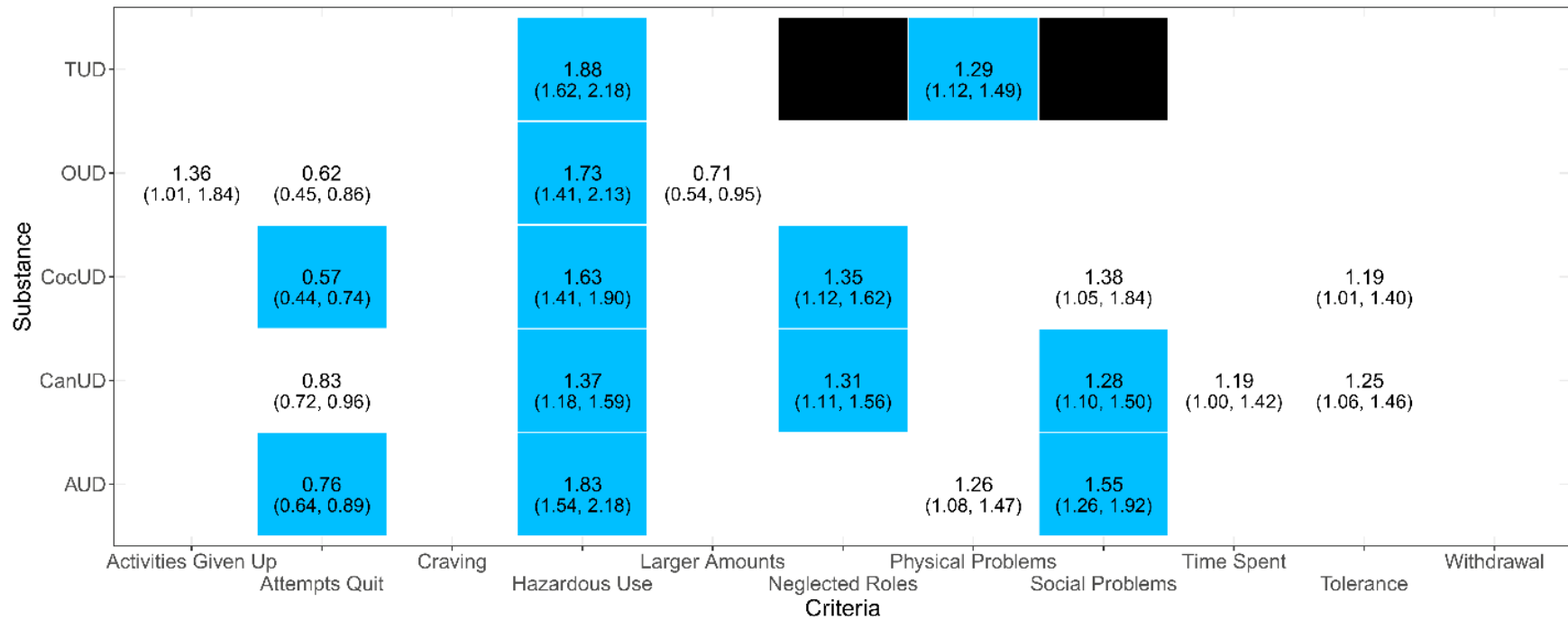


Fig. 2: Associations of antisocial personality disorder with individual diagnostic criteria of alcohol use disorder (AUD), cannabis use disorder (CanUD), cocaine use disorder (CocUD), opioid use disorder (OUD), and tobacco use disorder (TUD). Blue cells represent associations surviving Bonferroni correction ($p < .002$). White cells with odds ratio statistics represent nominally significant associations ($p < 0.05$). Empty cells represent null associations ($p > 0.05$). Black cells represent TUD diagnostic criteria not available.

Antisocial Personality Disorder & Substance Use Disorder

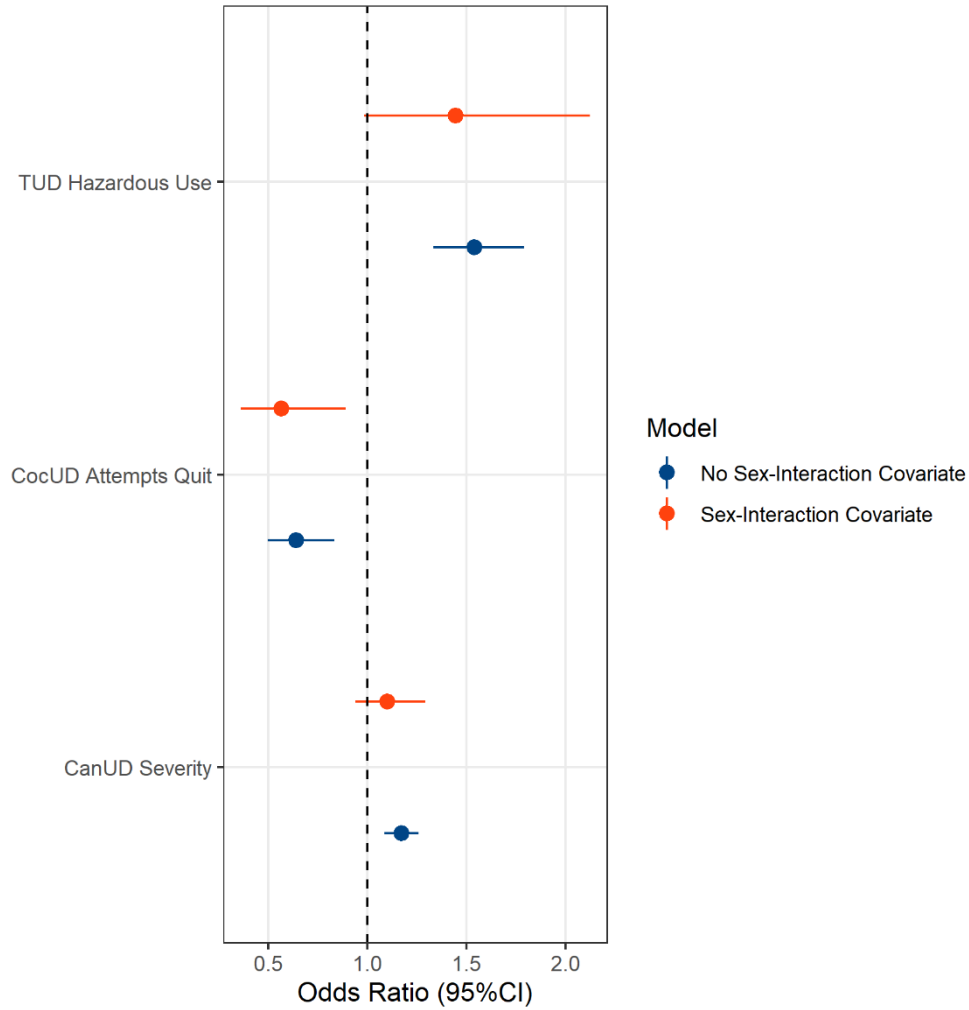


Fig. 3: Associations of antisocial personality disorder with individual diagnostic criteria across multiple substance use disorders. Criteria surviving Bonferroni multiple testing correction are reported before and after including sex-interaction covariates. The results of the full models are reported in Supplemental Tables 10 and 11.